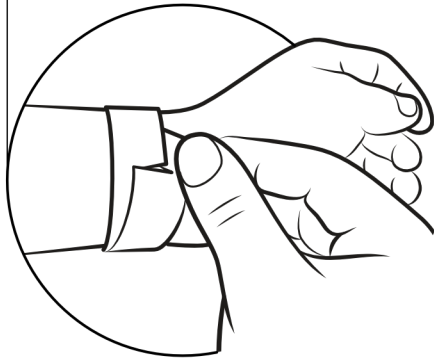




PANERAI AR

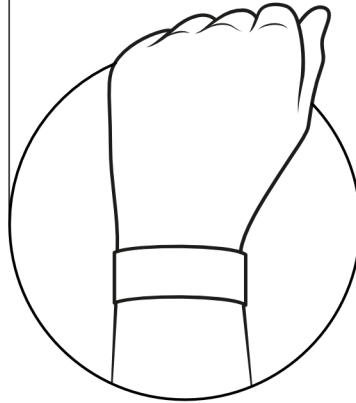
1 STRAP

Print this page at 100% (do not resize or scale to fit). Cut along the dotted outer line and cut in halfway for the size that fits your wrist (S, M, L or XL).



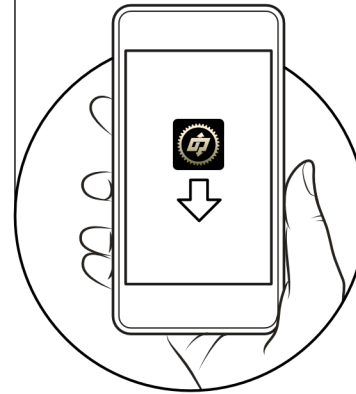
2 WRAP

Wrap the strap around your wrist and attach it at the cut-ins.



3 APP

Download and open the «Panerai AR» App and choose the watch you want to wear.



4 TAP & SNAP

Focus your camera on the strap and start exploring. In a low-light environment, use the torch button in the bottom right corner.

