

PANERAI

SPECIAL
EDITIONS

ISTRUZIONI/INSTRUCTIONS



Rodolfo Claudius: assault vessel in action (By kind permission of the Italian Navy)

HISTORY

Since 1860, Guido Panerai & Figlio in Florence has been producing precision instruments with a high level of technical content, becoming a supplier to the Royal Italian Navy. These instruments have indissolubly associated the name Panerai with marine exploration, time measurement and the development of a particular standard of quality and safety, a fundamental requirement for supplying the armed forces.

Officine Panerai began to produce watches in March 1938 with the Radiomir, a model which played a part in the exploits of the commandos of the Italian Navy who wore it on their wrists. The Panerai Luminor has been recognised as a historically important watch by virtue of the robustness and originality of its design; the small number of examples produced, together with the first Radiomir watches, are some of the rarities most sought-after by collectors in the field.

Since 1993, Officine Panerai has offered updated Luminor and Radiomir models on the international market, thus becoming one of the undisputed leaders in the haute horlogerie sports sector.

Making good use of the resources of the Panerai manufacture, highly reliable, technologically avant-garde watches are being created; these are watches made to the criteria of craftsmanship inherited from the traditions of the past, tested to resist extremely strong adverse influences.

Panerai watches are distributed through an international network of watchselling specialists, chosen on the basis of stringent selection criteria, as well as in the five Panerai boutiques in Florence, Portofino, Hong Kong, Shanghai and Beverly Hills.

SPECIAL EDITIONS PANERAI RADIOMIR 1938

The Panerai Radiomir 1938 watch is the reproduction of Officine Panerai's first, historic watch, produced in 1938 for the Royal Italian Navy. This model has been created in a unique edition of 1938 units, recalling the year which marked the official start of Officine Panerai's movement into the field of watchmaking after the first prototype of 1936. It is notable for the structure of its case, which ensures a high degree of water-resistance with its screw-down winding crown and the screw back. The use of Radiomir, a luminous paint consisting of zinc sulphide, mesothorium and radium bromide, gave the dial maximum visibility even under extreme conditions of use.

The dial of the Panerai Radiomir 1938 is dark brown in colour and of "sandwich" construction, with two plates of brass which improve on the old system of applying the luminous material. The Radiomir has been replaced by Super-LumiNova®, a compound which is outstanding for giving the dial optimum legibility in darkness.

THE CASE

The case, 47 millimeter in diameter, is water-resistant to a depth of 100 metres and is made from AISI 316L steel, a designation indicating a steel alloy of the highest quality that is completely free of phosphorus, absolutely stainless, and therefore widely used in the navy and in the construction of technologically advanced vessels. The winding crown, bearing the historic logo of Officine Panerai, screws down, as does the steel back. A sapphire crystal is positioned over the dial. It has an anti-reflective treatment, and is 1.9 mm thick.

THE LEATHER STRAP

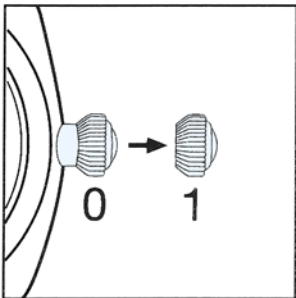
Made in hand-sewn natural leather, the strap of the Panerai Radiomir 1938 watch is equipped with a personalised historic tongue buckle (trapezoid shape) of large size with polished finish.

THE MOVEMENT

Hand-wound mechanical, Panerai calibre OP X, 16 1/2 lignes, 17 jewels, Glucydur® balance (elastic stainless anti-magnetic metal alloy), 21,600 alternations/hour, Incabloc® anti-shock device, "swan neck" regulator. Power reserve of 56 hours, "Côtes de Genève" decoration on the bridges.

Officine Panerai is not the owner of the marks Glucydur®, Incabloc® and Super-LumiNova®.

INSTRUCTIONS FOR USE



SETTING THE TIME:

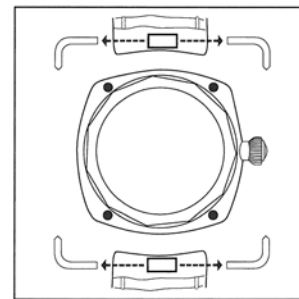
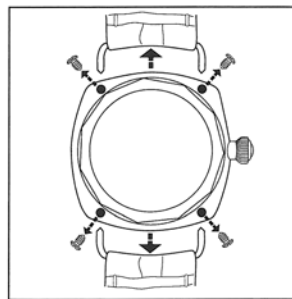
1. Unscrew the winding crown and pull it out to the first click
2. Set the required time
3. Push back the winding crown to the original position and screw it again

WINDING:

1. Unscrew the winding crown and without pulling it out, wind it clockwise until it stops.
2. Screw the winding crown again

REPLACING THE STRAP

The wire strap attachments are a feature of the Panerai Radiomir watches. An exclusive Panerai patented system allows the strap to be replaced easily: the screws at the corners of the case are unscrewed, releasing the attachments which can then be unthreaded from the old strap and reinserted in the new one.



MAINTENANCE ADVICE

Panerai watches are made to very high standards of quality. It is worth remembering that the mechanical parts run 24 hours a day when used, so the watch must undergo regular maintenance to ensure long life and good operation.

WATER-RESISTANCE

Have your watch checked periodically for water-resistance by an Authorized Panerai Service Centre and restore it every two years with regular servicing, or whenever the watch has to be opened.

The restoration of water-resistance necessarily involves replacing the seals so as to ensure the maximum water-resistance and security.

Where the watch is used in underwater sports activities, it is recommended that it should be checked every year before the underwater activities begin.

THE MOVEMENT

Have the movement of your watch checked periodically by an Authorized Panerai Service Centre so as to preserve its perfect operation.

If the watch has a tendency to gain or lose time to a significant degree, the movement may need to be overhauled.

The movements are designed to withstand temperature variations between -10°C and + 60°C (14°F and 140°F). Outside this range of temperatures, operational variations exceeding those set out in the specifications of the movement may be noticed. In addition, there is a risk that the lubricants contained in the movement may deteriorate, resulting in damage to some of its parts.

CLEANING THE EXTERIOR

To keep the exterior in perfect condition, we recommend washing your Panerai watch with soap and warm water, using a soft brush. After this operation, and also after bathing in the sea or a swimming pool, carefully rinse the watch with clean water. All Panerai watches can be polished with a soft, dry cloth.

THE STRAP

Panerai straps must be washed in warm water and left to dry. It is important not to dry them on a hot surface or exposed to direct sunlight, because the rapid evaporation of the water could damage their shape and quality. After each bathe in the sea or a swimming pool, carefully rinse the strap with clean water.

To replace the strap, it is recommended that you should go to an Authorized Retailer or a Panerai Service Centre. In this way the inconvenience caused by incorrect replacement can be avoided.

Only an Authorized Retailer or Panerai Service Centre can guarantee the use of genuine Panerai straps, properly designed to fit the dimensions of the case and manufactured according to the quality standards of the brand.

ATTENTION

a) Do not use the watch at a depth greater than that indicated.

